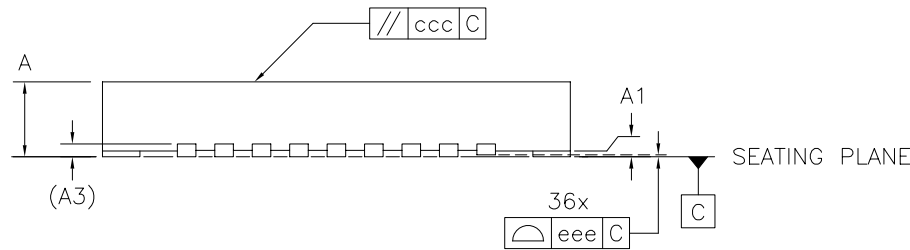
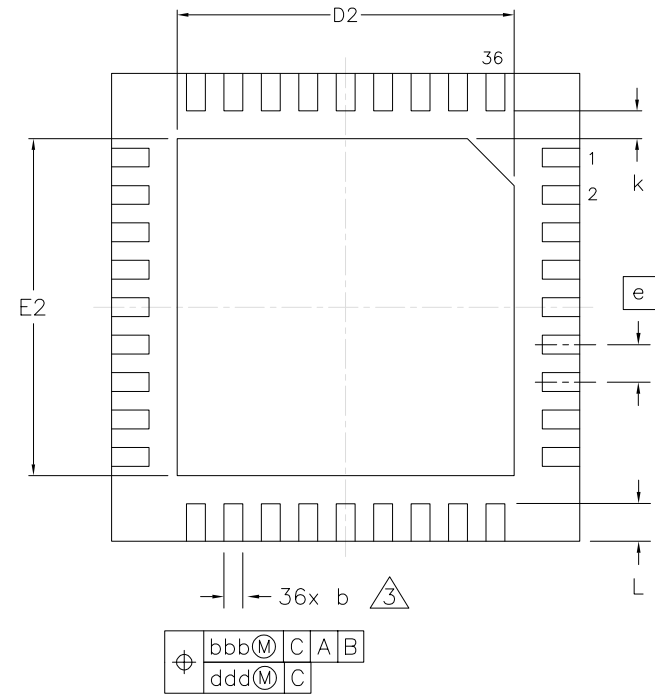
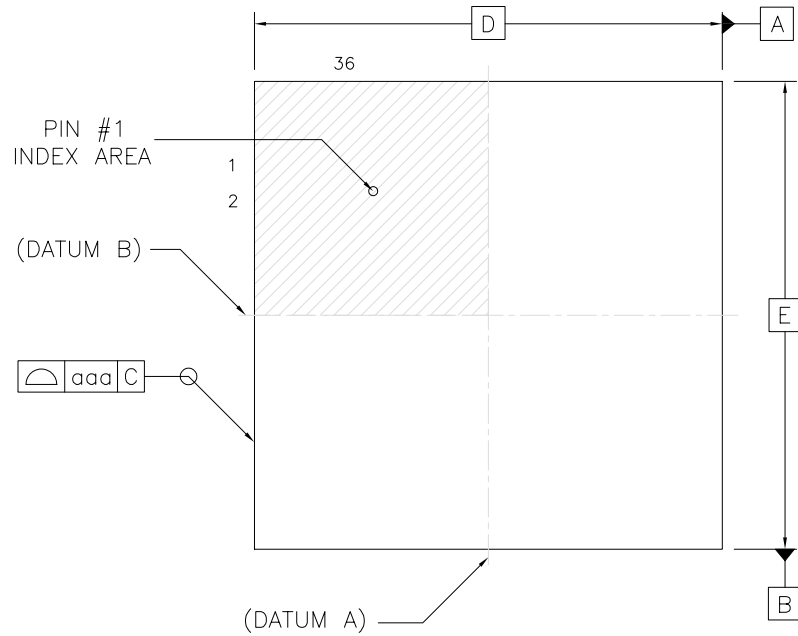


REVISIONS		
REV	DESCRIPTION	DATE



- NOTES:
- 1) ALL DIMENSIONS IN MM
  - 2) DIMENSIONING AND TOLERANCING PER ASME Y14.5-2009
  - 3) DIMENSION  $b$  APPLIES TO METALLIZED TERMINAL AND IS MEASURED BETWEEN 0.15 AND 0.30 MM FROM TERMINAL TIP

SYMBOL	MIN	MAX	SYMBOL	MIN	MAX
A, V	0.80	1.00	E2	3.50	3.70
A, W	0.70	0.80	e	0.40	BSC
A, L	1.40	1.70	k	0.20	-
A1	0.00	0.05	L	0.35	0.45
A3	0.20	REF	aaa	0.10	
b	0.15	0.25	bbb	0.07	
D	5.00	BSC	ccc	0.10	
D2	3.50	3.70	ddd	0.05	
E	5.00	BSC	eee	0.08	

**Quik-Pak™**

10987 VIA FRONTERA  
SAN DIEGO, CA 92127  
858-674-4676

TITLE  
QFN 36L 5x5 mm 0.40 PITCH  
PACKAGE OUTLINE

LEADFRAME PART NO: 235-00106 REV B

DO NOT SCALE FILE NAME 36L-QFN-5x5-40P-MOD.DWG SHEET 1 OF 1