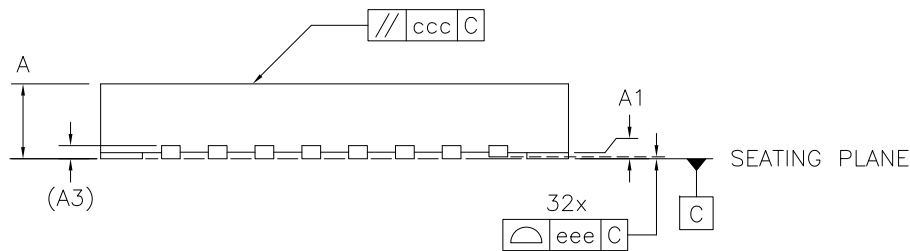
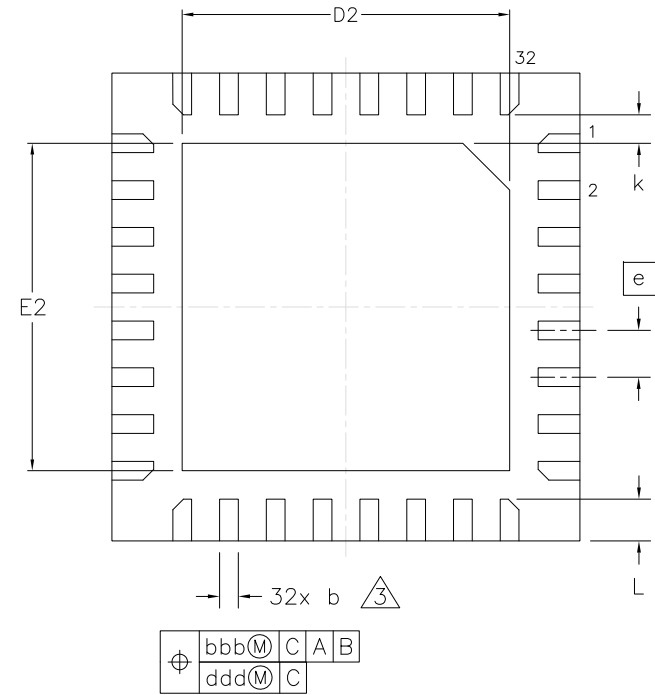
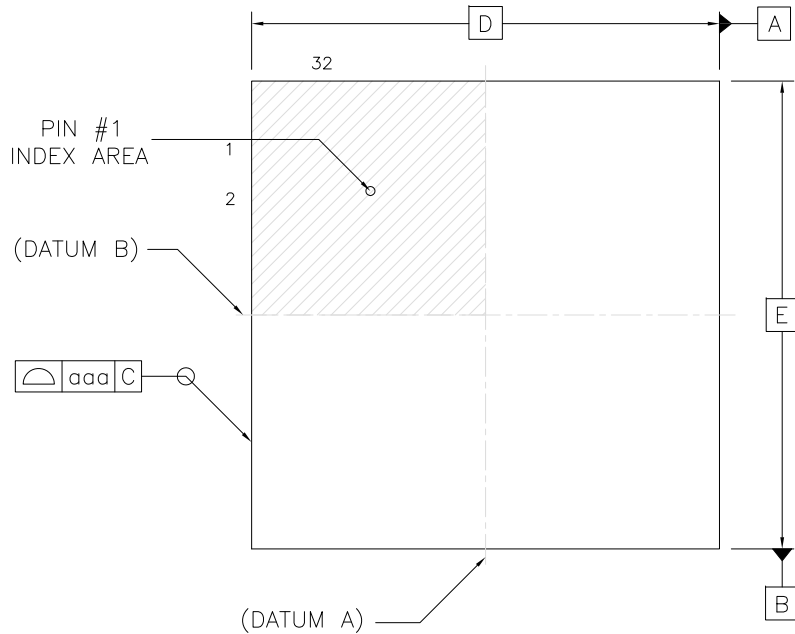


REVISIONS		
REV	DESCRIPTION	DATE



NOTES:

- 1) ALL DIMENSIONS IN MM
- 2) DIMENSIONING AND TOLERANCING PER ASME Y14.5-2009
- 3) DIMENSION b APPLIES TO METALLIZED TERMINAL AND IS MEASURED BETWEEN 0.15 AND 0.30 MM FROM TERMINAL TIP

SYMBOL	MIN	MAX	SYMBOL	MIN	MAX
A, V	0.80	1.00	E2	3.40	3.60
A, W	0.70	0.80	e	0.50	BSC
A, L	1.40	1.70	k	0.20	-
A1	0.00	0.05	L	0.40	0.50
A3	0.20	REF	aaa	0.10	
b	0.18	0.30	bbb	0.10	
D	5.00	BSC	ccc	0.10	
D2	3.40	3.60	ddd	0.05	
E	5.00	BSC	eee	0.08	

Quik-Pak™

10987 VIA FRONTERA
SAN DIEGO, CA 92127
858-674-4676

TITLE
QFN 32L 5x5 mm 0.50 PITCH
PACKAGE OUTLINE

LEADFRAME PART NO: 235-00189

REV B

DO NOT SCALE

FILE NAME: 32L-QFN-5x5-50P-MOD.DWG

SHEET 1 OF 1