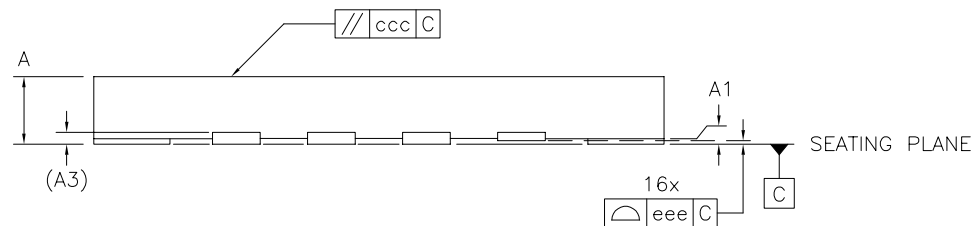
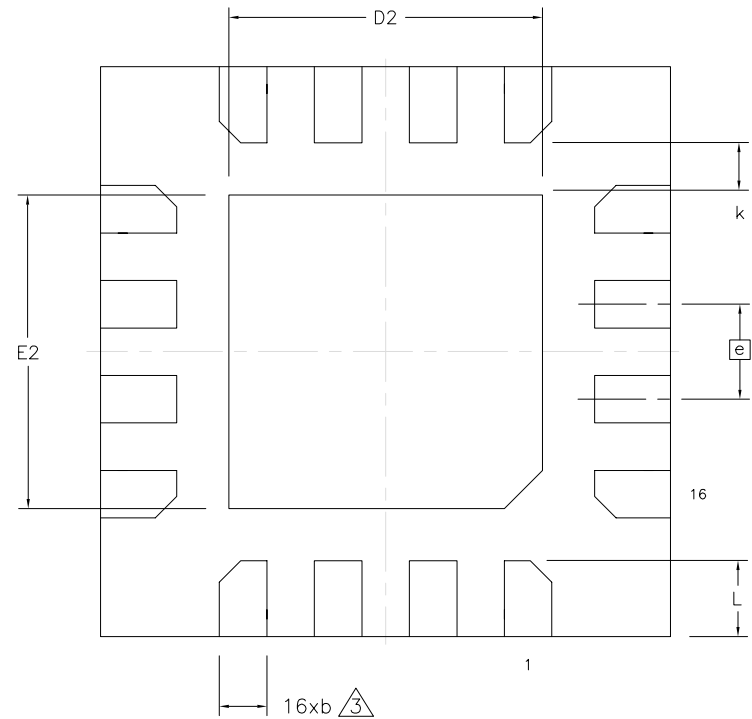
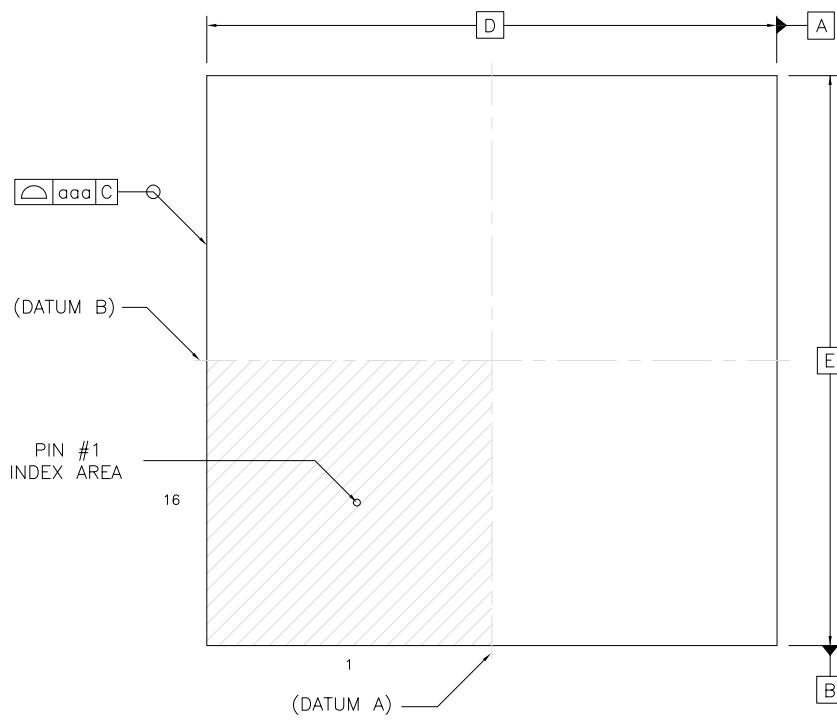


REVISIONS		
REV	DESCRIPTION	DATE



⊕	bbb	Ⓜ	C	A	B
	ddd	Ⓜ	C		

- NOTES:
- 1) ALL DIMENSIONS IN MM
  - 2) DIMENSIONING AND TOLERANCING PER ASME Y14.5-2009
  - 3) DIMENSION b APPLIES TO METALLIZED TERMINAL AND IS MEASURED BETWEEN 0.15 AND 0.30 MM FROM TERMINAL TIP

SYMBOL	MIN	MAX	SYMBOL	MIN	MAX
A, V	0.80	1.00	E2	1.55	1.75
A, W	0.70	0.80	e	0.50 BSC	
A, L	1.40	1.70	k	0.20	-
A1	0.00	0.05	L	0.35	0.45
A3	0.20 REF		aaa	0.10	
b	0.18	0.30	bbb	0.10	
D	3.00 BSC		ccc	0.10	
D2	1.55	1.75	ddd	0.05	
E	3.00 BSC		eee	0.08	

**Quik-Pak™**

10987 VIA FRONTERA  
SAN DIEGO, CA 92127  
858-674-4676

TITLE  
QFN 16L 3x3 mm 0.50 PITCH  
PACKAGE OUTLINE

LEADFRAME PART NO:  
235-00050

DO NOT SCALE

FILE NAME 16L-QFN-3x3-50P-MOD.DWG	SHEET 1 OF 1
--------------------------------------	-----------------